

**Distance Education
Over
WorldSpace Radio
By
Kakinda Daniel,
Executive Director
SchoolNet Uganda**

**CLASS – COMBINED LIVE AUDIO &
SLIDES SHOW**

Multi-media Distance Education Using WorldSpace Radio

- **Six Africa countries involved**- Zambia, Uganda, Tanzania, Namibia, Mauritius, Ethiopia
- **19 Learning sites**
 - **Namibia** (University of Namibia - Northern Campus, Ohangwena Community Radio, Erongo Community Radio Initiative) **(3)**
 - **Tanzania** (Sengerema Multipurpose Community Telecenter , Kibengwe Rural Access and Development Centre , Ngara Telecenter, **(3)**)
 - **Uganda** (Nakaseke Multipurpose Community TeleCentre and Library , SchoolNet Uganda, National Curriculum Development Centre, Wanyange Girls School, WOUGNET) **(4)**
 - **Ethiopia** (Telecentre in Bahirdar at Muluaalem Cultural Centre, Telecentre Lalibella, Telecentre Mojo (future extension at Asebot/Mieso, Associated learning centre: Christian Relief & Development Association (CRDA) **(4)**)
 - **Mauritius** (SPES)(1)
 - **Zambia** (4)

Lectures -- (Uganda, Mozambique, Ecuador)

World Space – Distance Education (Equipment)

Learner/Student



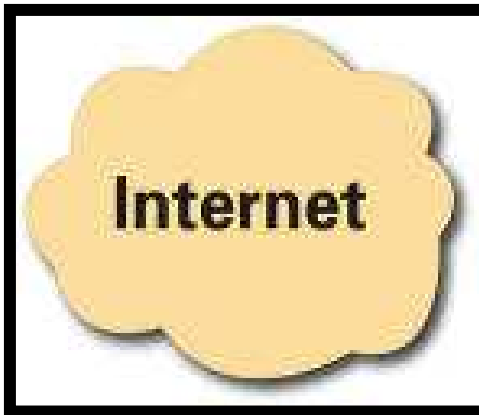
Radio & Antenna



**PC Adapter
(Optional)**



**Computer
(Optional)**




**Internet
(Optional)**

CLASS Listener SW


Lecturer / Teacher



Telephone



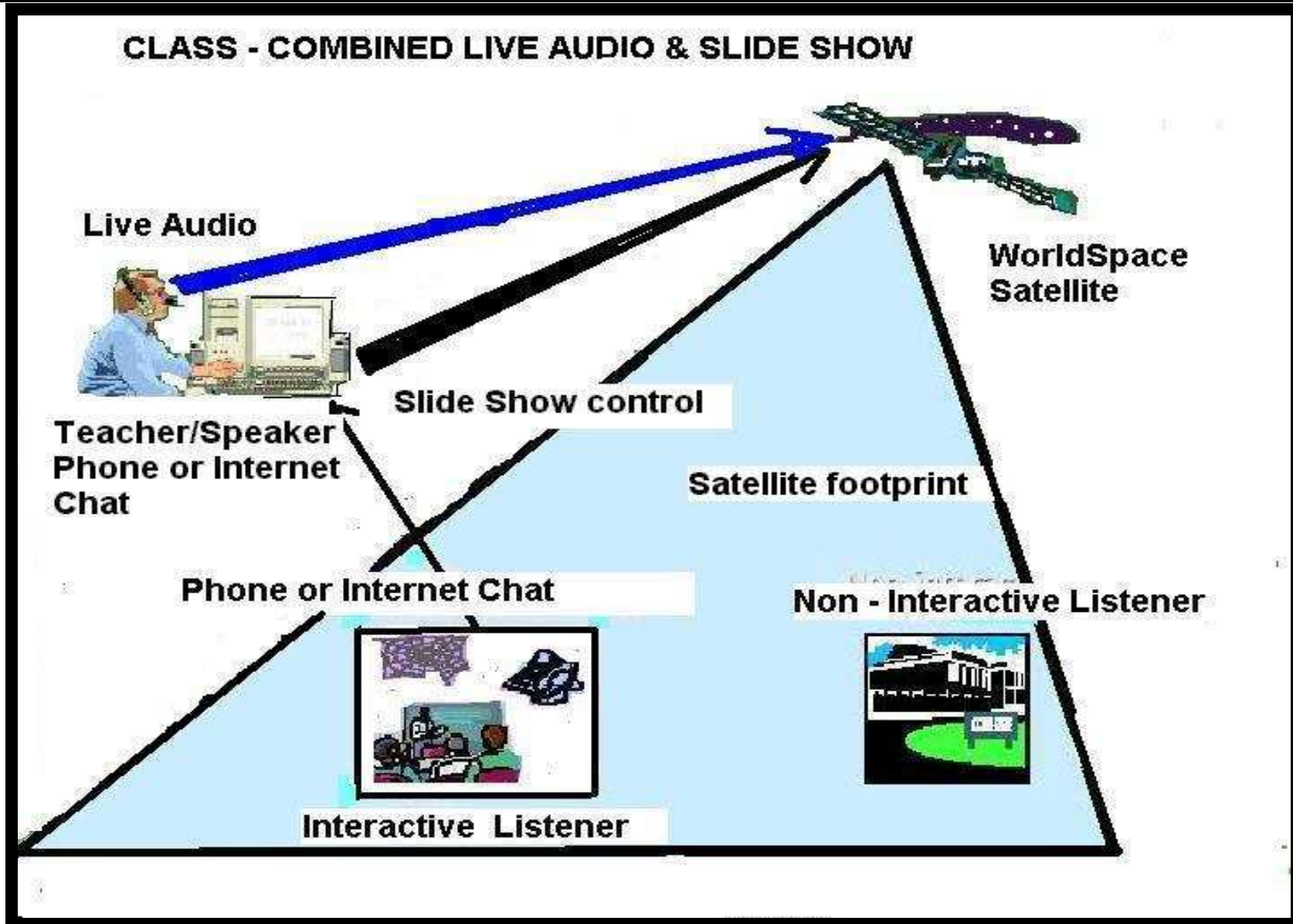
Computer



Internet

**CLASS Speaker
Software (SW)**

WorldSpace Distance Education – Putting It Together



AfriStar has a footprint covering the whole of Africa

One of the Learning Centres in Uganda (NCDC)




CLASS Listener – What the Learner/Student sees on the Computer

CLASS Listener

Back Forward Home Load Logout Setup URL [arfile:/C:/Program Files/WorldSpace/Datacast/received/directory_upo

TELECENTRES ARE ALL DIFFERENT



REPLY

MESSAGE

QUESTION

Questions/Answers/Messages

M John Rose1	Enter message here
M John Rose1	Waiting for replies from Bright and Max concerning the emails. Daniel, what do you have to say about where we are and where we are going?
M hen	I have sent my reply about the emails, I said its ok with me and my

With Internet – Can Chat (Read & Write)

No Internet – Can Only Read

World Space CLASS Listener – Interactivity

(Possible for sites with Internet Connection)

The screenshot shows the CLASS Listener application window. The title bar reads "CLASS Listener". The address bar shows the URL: "jarfile:/C:/Program Files/WorldSpace/Datacast/received/director...". The main content area displays a list of messages with the following text:

- All of us working on the ground are "experts"
 - We
- There is
 - We
 - The
 - Poir
- Lecture**
- Lecture thinking
- Lecture difficult

A "Reply to Message" dialog box is open over the messages. The dialog has a title bar "Reply to Message" and a close button. It contains the following fields and options:


- Destination: ALL USERS
- Reply to message from:
- NickName : polly
- FullName : polly
- Email : polly@nambu.uem.mz
- Address :
- Original Message: Delete after reply
- Message text: "I don't think it makes much sense for me to say anything now. It doesn't seem necessary to repeat the lecture because enough people got it. Better John speak to give info and instructions on next session (emphasising time and DATE) for possible audio listeners? And generally say what's happening? Until I get some feedback maybe by email or something, nothing to add."
- Buttons: SEND, CANCEL

At the bottom of the application, there is a "Question:" section with a table of messages:

Question:	Message
	M jerome how many computers do you have connected to the Internet ?
	M polly I don't think it makes much sense for me to say anything now. It lecture because enough people got it. Better John speak to give i (emphasising time and DATE) for possible audio listeners? And gen some feedback maybe by email or something, nothing to add.

On the left side of the application, there are buttons for "REPLY", "MESSAGE", and "QUESTION".

To Reply to Any Particular Message – Double Click on it



Live Audio delivered over a mobile phone to near & remote sites

CLASS Speaker – What the Speaker/Teacher sees on the Computer



CLASS Benefits

Institutions:

- Reduced costs of installation, maintenance and operations, lower cost per student
- Scalability to reach regions traditionally difficult to access.

Instructors/Teachers

- Ability to create distance education classes using current teaching styles and materials
- Ability to delivery multimedia presentations and supplementary information critical to enhance students' learning experience.
- Responding to Students' questions interactively

Learners/Students

- Opportunity to experience from home live lectures from the best teachers with no telephone or Internet connection
- Interactive learning experience with combined audio and multimedia presentations
- Capability to review presentations and supplementary information at leisure (the entire presentation is locally cached)